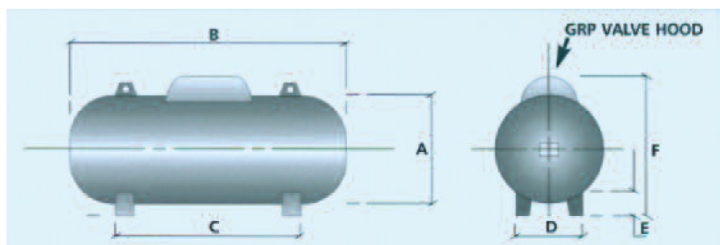


Vessel Sizes



Propane Capacity (Kg)	600	1000	1750	2000
Maximum Fill (%)	85	85	85	85
Water Capacity (Ltr)	1410	2200	3960	4603
Weight Empty (Kg)	302	427	730	967
'A' Diameter (mm)	1000	1000	1200	1200
'B' Length (mm)	2012	3042	3798	4388
'C' Over Legs (mm)	930	1500	2640	2640
'D' Over Legs (mm)	600	600	800	800
'E' Height of Legs (mm)	100	100	250	250
'F' Height (mm)	1300	1300	1650	1650

Base Size

A load bearing concrete base is required for LPG Vessels.

600kg = 2m x 1m x 150mm

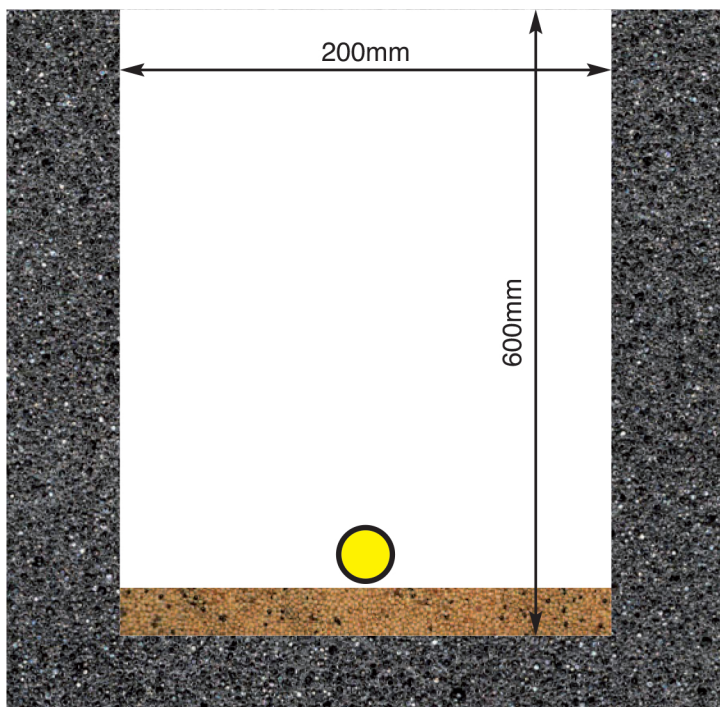
1000kg = 3m x 1m x 150mm

1750kg = 4m x 1.2m x 150mm

2000kg = 4.5m x 1.2m x 150mm

Note-for multiple vessel installations, consult J Gas Engineering Department.

Trench

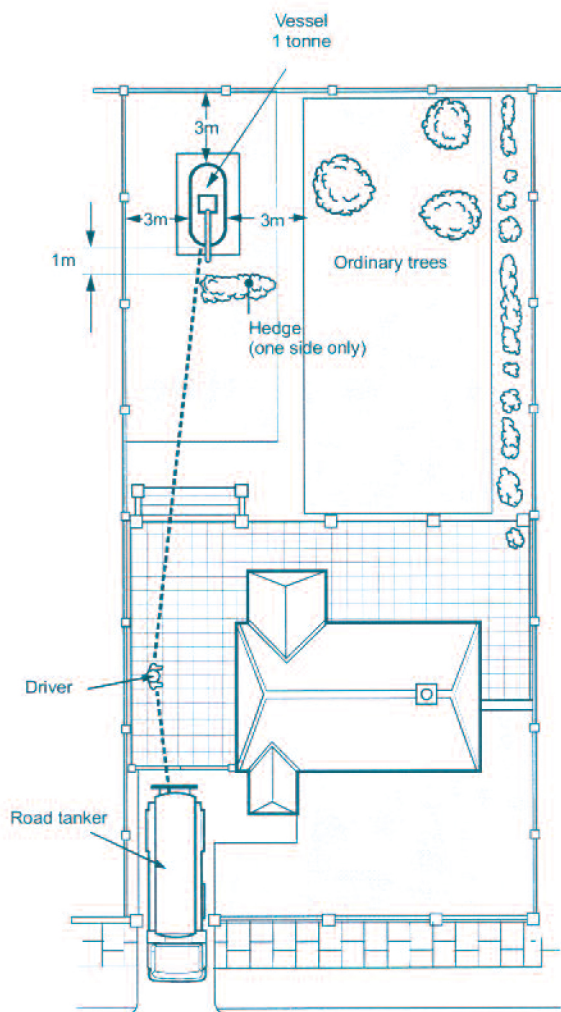


The trench depth must be a minimum depth of 600mm and have a width of at least 200mm, care must be taken to ensure that the backfill material is free of sharp stones or objects that could damage the polyethylene(PE) pipework.

Tracer wire is supplied for the pipework route and should be installed 150mm above the service pipe.

Emergency Tel. No.

07739 882001



Vessel Siting and Separation Guide

LPG vessels must be located specific distances away from buildings, boundaries and fixed sources of ignition. Our sales engineer shall advise you on the requirements. As a guide vessels between 600kg/1000kg must be at least 3m and 1750/2000kg must be at least 7.5m from buildings, boundaries and fixed sources of ignition.

Vessels must not be sited directly beneath electrical power cables. Where the voltage is below 1kV, the tank must be sited 1.5 metres from a plane drawn vertically downwards from the power cables.

If the voltage of the cable is 1kV or greater, the distance must be increased to 10 metres. The area power supply company should be contacted if there is any doubt to the cable voltage.

Once the installation is complete you as the customer has certain obligations to ensure that the site is maintained in a safe manner to allow **J Gas** personnel to carry out deliveries and maintenance to the vessel in a safe manner.

- Ensure that the area surrounding the vessel is kept clear of debris and in good condition and is hazard free with no overgrown vegetation.
- Only **J Gas** personnel are permitted to carry out repairs to the vessel or 1st stage regulator.
- If you are planning an extension to your property that may have an impact on the installation/pipework route please consult our Engineering Department.
- The PE pipework from the tank to the building is your property and is specified for LPG, never allow non-qualified people to modify the pipework.
- Maintenance of the pipework and appliances is your responsibility.

Should you have any queries regarding the vessel please do not hesitate to contact **J Gas**:
Standhill, Bathgate, West Lothian EH48 2HR Tel: 01506 656535 www.jgas.co.uk

J Gas operate a 24 Hour Emergency Service 365 days a year.

Emergency Tel. No.

07739 882001