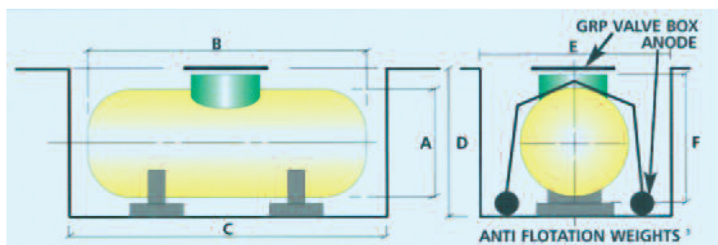


Vessel Sizes



Propane Capacity (Kg)	600	1000	2000
Maximum Fill (%)	85	85	85
Water Capacity (Kg)	1410	2200	4603
Weight Empty ¹ (Kg)	408	533	1073
'A' Diameter (mm)	1000	1000	1200
'B' Length (mm)	2012	3042	4388
'C' Excavation Length (mm)	3000	4000	5600
'D' Excavation Depth (mm)	1565	1565	1865
'E' Excavation Width (mm)	2000	2000	2200
'F' Vessel Delivered Height (mm)	1450	1450	1620
Weight to Resist Floating (Kg)	544	1088	2176

¹Does not include weight to resist flotation.

²Includes SI(UK) recommended weight slabs.

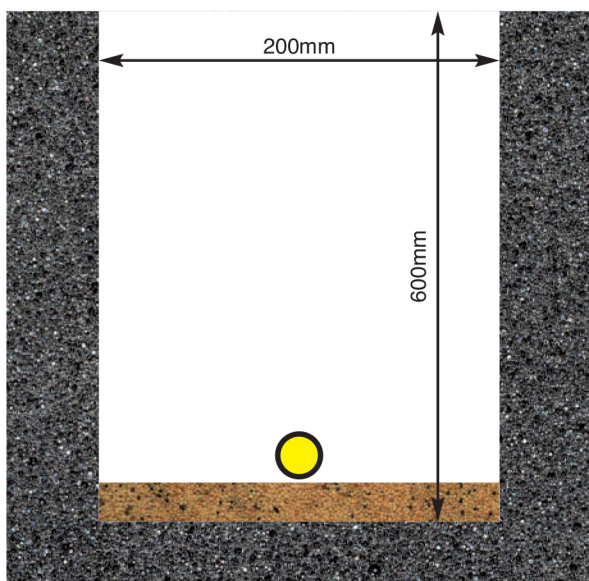
³SI(UK) recommend every installation should have weights.

Civil Requirements

Prior to the tank installation the contractor who is carrying out the excavation should complete the following checks.

- No cables or services are permitted within the excavation area.
- The excavation is clear of any foundations that may be at risk from the undermining.
- The local Water Authority or SEPA has been contacted to ensure there is no risk of flooding.
- Trees or deep rooted shrubs should not be permitted within 3m of a 600kg, 1000kg or 2000kg vessel as the roots may cause damage to the vessel or the cathodic protection system.
- It is our recommendation that sharp sand or pea gravel is used when backfilling the excavation, to eliminate damage to the vessel protective paint coating. The vessel area (the area over buried vessel) maybe turfed, shingled etc. Where cathodic protection is used, no continuous concrete or tarmac covering should be permitted over this area.
- Ensure that the vessel warning marker tape is laid 150mm below the finished ground level.
- Ensure vessel marker pegs are at each corner.
- ***A member of J Gas Staff must be present at the time that the excavation is being backfilled. No gas will be delivered to site unless a member of our staff has signed off the re-instatement of the ground around the installation.***

Note-for multiple vessel installations, consult **J Gas** Engineering Department.



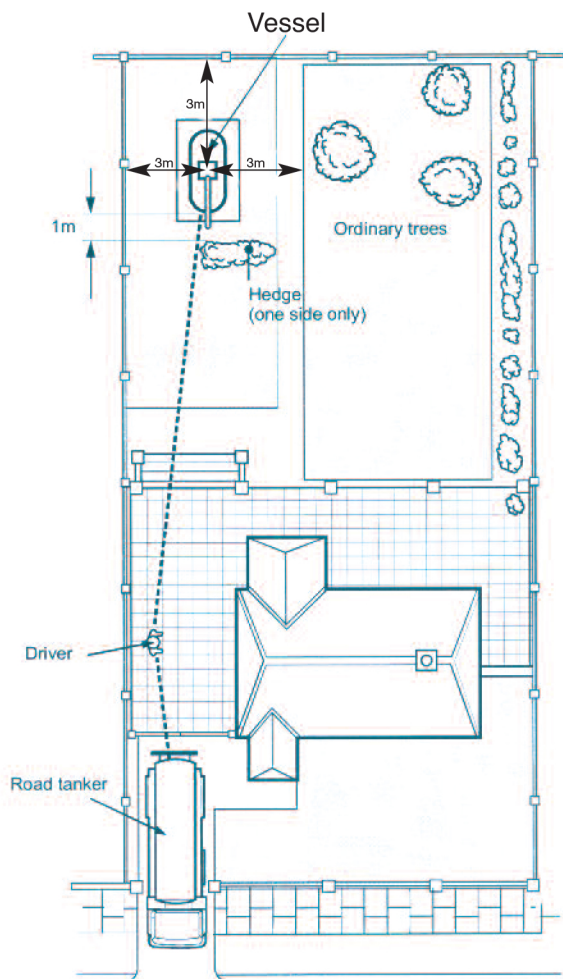
Trench

The trench depth must be a minimum depth of 600mm and have a width of at least 200mm, care must be taken to ensure that the backfill material is free of sharp stones or objects that could damage the polyethylene(PE) pipework.

Tracer wire is supplied for the pipework route and should be installed 150mm above the service pipe.

Emergency Tel. No.

07739 882001



Vessel Siting and Separation Guide

LPG vessels must be located specific distances away from buildings, boundaries and fixed sources of ignition. Our sales engineer shall advise you on the requirements. As a guide, 600kg, 1000kg & 2000kg vessels must be at least 3m from buildings, boundaries and fixed sources of ignition.

Vessels must not be sited directly beneath electrical power cables. Where the voltage is below 1kV, the tank must be sited 1.5 metres from a plane drawn vertically downwards from the power cables.

If the voltage of the cable is 1kV or greater, the distance must be increased to 10 metres. The area power supply company should be contacted if there is any doubt to the cable voltage.

A member of J Gas Staff must be present at the time that the excavation is being backfilled. No gas will be delivered to site unless a member of our staff has signed off the re-instatement of the ground around the installation.

Once the installation is complete you, as the customer, has certain obligations to ensure that the site is maintained in a safe manner to allow **J Gas** personnel to carry out deliveries and maintenance to the vessel in a safe manner.

- Ensure that the area surrounding the vessel is kept clear of debris and in good condition and is hazard free with no overgrown vegetation.
- Only **J Gas** personnel are permitted to carry out repairs to the vessel or 1st stage regulator.
- If you are planning an extension to your property that may have an impact on the installation/pipework route please consult our Engineering Department.
- The PE pipework from the tank to the building is your property and is specified for LPG, never allow non-qualified people to modify the pipework.
- Maintenance of the pipework and appliances is your responsibility.

Should you have any queries regarding the vessel please do not hesitate to contact **J Gas**:
Standhill, Bathgate, West Lothian EH48 2HR Tel: 01506 656535 www.jgas.co.uk

J Gas operate a 24 Hour Emergency Service 365 days a year.

Emergency Tel. No.

07739 882001